



**PFI MEGA LIFE**

**PFI MEGA LIFE BALANCED FUND**

**BALANCED UNIT LINK**

Bloomberg Link: <https://www.bloomberg.com/quote/MPLBFID:IJ>

May 31, 2024

**Investment Objectives**

Maintain a balance between investment value growth and securities fluctuations through investment in equity securities, fixed income securities and money market securities.

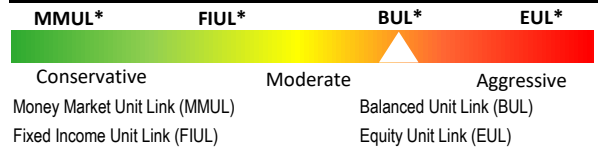
**About PFI Mega Life**

Established in 2011, PT PFI Mega Life Insurance is a newly structured joint venture life insurance company which combines the global expertise of Prudential Financial Inc with the local market network of CT Corpora. PFI Mega Life offers an array of life insurance products which cater to a wide range of customers, from large entities to individuals.

**Investment Policy**

Stocks	0% - 75%
Fixed Income	0% - 75%
Money Market	0% - 75%

**Risk Profile**



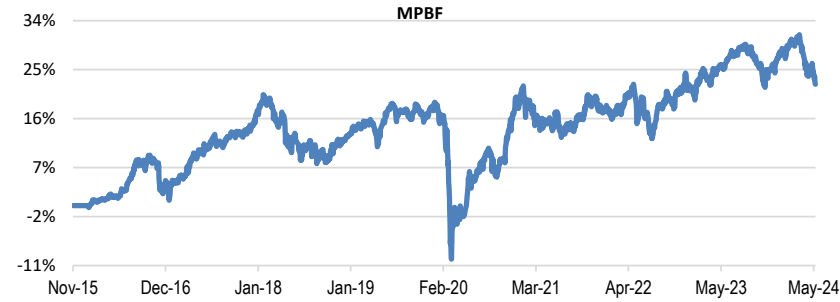
**Top Holdings in Portfolio (Alphabetical Order)**

No	Name	Investment Type - Sector	Related Party
1	Bank Central Asia Tbk	Stock - Financials	No
2	Bank Mandiri (Persero) Tbk	Stock - Financials	No
3	Bank Rakyat Indonesia (Persero) Tbk	Stock - Financials	No
4	FR0059	Government Bond	No
5	FR0082	Government Bond	No
6	FR0087	Government Bond	No
7	FR0096	Government Bond	No
8	Mayora Indah Tbk	Stock - Consumer Non-Cyclicals	No
9	PBS032	Government Sukuk	No
10	Telkom Indonesia (Persero) Tbk	Stock - Infrastructure	No

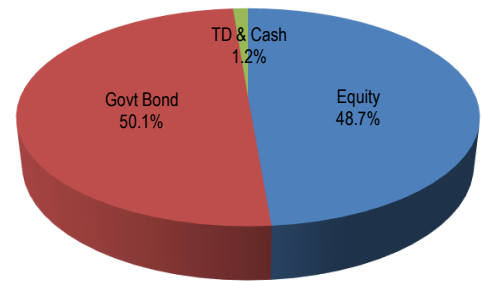
**Unit Link Information**

Inception Date	November 16, 2015
Investment Manager	Schroders Indonesia
Assets Under Management	42,389,903,301
Total Unit Issued	34,651,742
Custodian Bank	CIMB Niaga
NAV/Unit as of November 16, 2015	1,000.00
NAV/Unit as of May 31, 2024	1,223.31
Valuation Period	Daily
Currency	Rupiah
Management Fee Max.	2.85% p.a.
Custodian Fee Max.	0.15% p.a.

**Since Inception Performance**



**Assets Allocation**



**Investment Risks**

- Risk of deteriorating economic and political conditions.
- Risk of dissolution and liquidation.
- Risk of decrease in investment value.
- Risk of liquidity.

**Unit Link Monthly Performance For The Last 12 Months**

Period	Jun-23	Jul-23	Aug-23	Sep-23	Oct-23	Nov-23	Dec-23	Jan-24	Feb-24	Mar-24	Apr-24	May-24
Return	0.70%	0.89%	-0.17%	-2.22%	-2.60%	2.35%	1.80%	0.59%	1.02%	0.24%	-3.77%	-2.38%

**Unit Link Annual Performance For The Last 5 Years**

Period	FY 2019	FY 2020	FY 2021	FY 2022	FY 2023
Return	5.29%	-0.03%	-0.42%	3.68%	5.06%

**Historical Performance**

	1 Month	3 Month	6 Month	YTD	1 Year	3 Year	5 Year	Since Inception
PFI Mega Life Balanced Fund (MPBF) *	-2.38%	-5.84%	-2.58%	-4.31%	-3.69%	5.92%	7.26%	22.33%
Peer Group Index**	-1.43%	-3.32%	-2.29%	-2.99%	-2.32%	5.21%	4.04%	25.62%
Peer Group Index Alpha	-0.95%	-2.51%	-0.29%	-1.32%	-1.37%	0.71%	3.22%	-3.29%
Benchmark***	-0.88%	-2.11%	0.46%	-1.35%	4.20%	18.10%	32.27%	82.50%
Benchmark Alpha	-1.50%	-3.72%	-3.05%	-2.96%	-7.89%	-12.18%	-25.01%	-60.17%

Notes: \*. Old: Mega Prima Link Balanced Fund; \*\*. Balanced Fund Index (BFI); \*\*\*. 50% JCI + 50% INDOBeXG-TR.

**Disclaimer:**

This report is prepared by PT PFI Mega Life Insurance for informational purposes only and can not be used or used as a basis for offering or selling. This report is based on the circumstances that have occurred and has been carefully prepared by PT PFI Mega Life Insurance even though PT PFI Mega Life Insurance does not guarantee the accuracy or completeness of the report. PT PFI Mega Life Insurance and its officers or employees shall not be liable for any direct or indirect losses arising from any use of this report. THE PAST PERFORMANCE DOES NOT REFLECT THE FUTURE PERFORMANCE. The prospective Investors must understand the risks of investing in Unit Link (Capital Market), therefore prospective Investors must read and understand the contents of Policy/Brochure before deciding to invest.

**PT PFI MEGA LIFE INSURANCE**

Head Office : GKM Green Tower Lt. 17. Jl. T.B. Simatupang Kav. 89G, Pasar Minggu, Jakarta Selatan 12520. Phone: +62 21 50812100, [www.pfimegalife.co.id](http://www.pfimegalife.co.id).

